



Grade 3 Language Arts
ACHIEVEMENT TEST
Part A: Expressive Language (Writing)

June 1985

Alberta
EDUCATION

LB
3054
C2
D332
1985
pt. A

CURR HIST

Ex LIBRIS
UNIVERSITATIS
ALBERTAENSIS



**DUPLICATION OF THIS PAPER IN ANY MANNER OR ITS USE FOR
PURPOSES OTHER THAN THOSE AUTHORIZED AND SCHEDULED BY
ALBERTA EDUCATION IS STRICTLY PROHIBITED.**

**GRADE 3 LANGUAGE ARTS
ACHIEVEMENT TEST**

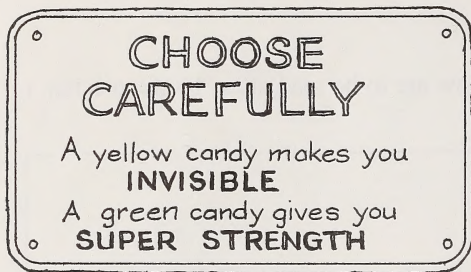
PART A: EXPRESSIVE LANGUAGE (WRITING)

DIRECTIONS: (Only the statements in the box below are to be read aloud by the teacher.)


1. Read the assignment on page 2.
2. Think about your story. If you wish, you may use the space on page 2 to put down some ideas before you begin to write your story.
3. Begin to write or print your story on page 3.
4. Please write or print as neatly as you can.
5. When you have finished your story, READ YOUR STORY and make any changes that you think will make it better.
6. Do not recopy your story. Make neat changes in the story that you have written.
7. You will have one hour to write or print your story.

THE ASSIGNMENT

Sandy saw this sign on the new candy machine outside the store.



Sandy reached into a pocket for money and thought, "Which one should I choose?"




Use your imagination to write or print your story about what happens to Sandy.


You should think about your story before you write. If you wish, you may use this space to put down some ideas for your story about Sandy.



Begin to write or print your story about Sandy here.

Blank lined writing area





Blank lined paper with horizontal ruling lines.

LB 3054 C2 D332 1985 PT-A
ACHIEVEMENT TEST GRADE 3
LANGUAGE ARTS --

39904926 CURR HIST



000022714075

LB 3054 C2 D332 1985 pt.A
Achievement test.

39904926 CURR HIST

A 60151

Marker ID number:

FOR DEPARTMENT USE ONLY - DO NOT WRITE IN THIS SPACE

CONTENT	0	1	2	3	4	5
DEVELOPMENT	0	1	2	3	4	5
SENTENCE STRUCTURE	0	1	2	3	4	5
VOCABULARY	0	1	2	3	4	5
CONVENTIONS	0	1	2	3	4	5

Teacher: Please write the student's Part B (multiple choice) booklet number in BOTH places provided below.

Part B (multiple choice) booklet number

Part B (multiple choice) booklet number

Teacher: Please write your school code in the space provided below.

School code:

A 60151

Student name (please print):

First name

Last name

School name (please print):
